


c-lenda®
Flush Jet Technology



c-lenda®
Flush Jet Technology

Care & Use Guide




We trust you enjoy the comfort and performance of your new Decina spa bath featuring patented c-lenda flush jet technology. In this guide you will find information on how the fittings work and tips for preserving their appearance.

c-lenda®
By MARKON™

c-lenda is a registered trademark of markon Holdings Ltd. All rights reserved.

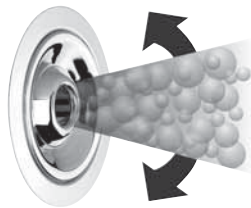
c-lenda®
By MARKON™

Care & use guide




c-lenda Flush Maxi Jet ①

Large hydro-massage body jet.
 • To adjust intensity twist centre nozzle.
 • To adjust direction pivot centre nozzle from side to side.
 (not available on all bath models)




c-lenda Flush Centro Jet ②

Mid sized hydro-massage body jet.
 • Change direction by pivoting centre eyeball.
 (not available on all bath models)



c-lenda Flush Swirl Jet ③

Rotating hydro-massage body jet.
 • The spiralling action creates a pulsing massage sensation.
 (not available on all bath models)



c-lenda Flush Mini Jet ④

Small hydro-therapy jet.
 • Used in clusters to target specific areas like the lumbar and feet.

Cleaning

We recommend cleaning with a soft cloth and warm soapy water. DO NOT use abrasive cleaning products.



c-lenda Flush Suction ⑤

Safety grill where water is drawn from the bath into the pump.

- The built in safety sensor reduces suction pressure within seconds of being activated, preventing anything being sucked and held against the suction grill.

⚡ Ensure the safety grill is not blocked with flannels, toys, etc. as this will activate the safety sensor.

⚠ WARNING – DO NOT USE BATH IF SUCTION COVER IS DAMAGED OR REMOVED



c-lenda Flush Air Control ⑦

To control the flow of air to the jets.

- To increase jet intensity, turn clockwise.
- To reduce intensity, turn anticlockwise.



c-lenda Flush Air Button ⑥

To turn the pump or air blower on and off.

- Turn on. Press centre button firmly.
- Turn off. Press a second time.
 (not available on all bath models)



c-lenda Flush Diverter ⑧

Allows selection of jet groups.

- Turn centre dial to select side jets, back jets or both.
 (not available on all bath models)

💡 Sand and dirt can get trapped in diverters making them hard to turn. With the c-lenda diverter simply refill the bath with clean water, turn on the pump and turn the diverter handle back and forth until it becomes easy to operate again.